













- **Change Name in User Menu Items (to make them recognizable)**

In cases where the user is unable to read or understand the User Menu items, it is possible to change the name of the items in the User Menu to a name that the user is able to recognize. For example, Mode Name: Drive can be renamed to AAA or similar.

 Profile Management	Profile 1	Profile 2	Profile 3
 Configuration	Mode 1	Mode 2	Mode 3
 Mode Name	Drive	Seating	Bluetooth
 Input	Drive	Seating	Raw
 Intermediate	None	None	None
 Output	Drive	Seating	Omni2 Bluetooth

 Profile Management	Profile 1	Profile 2	Profile 3
 Configuration	Mode 1	Mode 2	Mode 3
 Mode Name	AAA	BBB	ZZZ
 Input	Drive	Seating	Raw
 Intermediate	None	None	None
 Output	Drive	Seating	Omni2 Bluetooth

The items will appear on the User Menu with their new names. In this example AAA = Drive, BBB = Seating, ZZZ = Bluetooth.